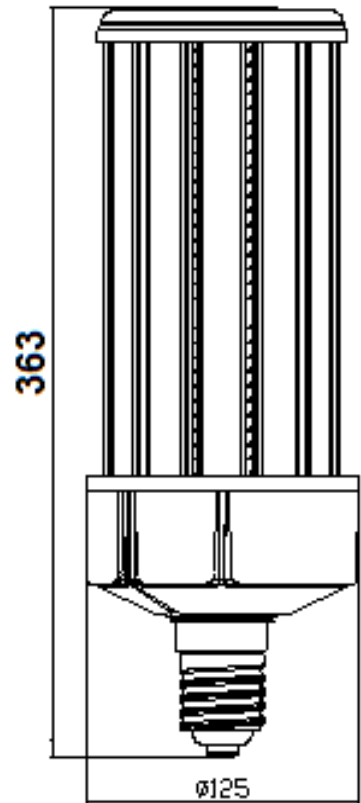


# TECHNICAL DATA SHEET



**NAME:** LED Corn Light

**P/N:** NLS-CL-200W

## Advantage

- UL,CUL ,CE certificate
- E39/E40 lamp base
- Warm / Natural / Cool / Cold white
- 360degree lighting, high CRI
- IP64 Waterproof Rating
- Big heat sink, double SUNON fans
- Can be used in enclosed fitting
- Internal driver, input voltage AC100-277V
- No UV or IR in the beam
- Easy to install and operate
- Energy saving, long service life
- Light is soft and uniform, safe to eyes
- Instant start, NO flickering, NO humming
- Green and eco-friendly without mercury



## Application

Widely used in supermarket, warehouse, garage, home, office, hotel, hospital, school, street, garden etc.

## NEWLITE SOLUTIONS LTD

Tel: 01132 453089  
[www.newlitesolutions.co.uk](http://www.newlitesolutions.co.uk)

Fax: 01132 453089  
E-mail:[sales@newlitesolutions.co.uk](mailto:sales@newlitesolutions.co.uk)

# TECHNICAL DATA SHEET

PRODUCT SPECIFICATIONS	
Product name	LED Corn Light
Part No	NLS-CL-200W
Light Type	Corn Light
Dimension	Φ125*363 MM
Technical Characteristic	
Color temperature	2700-7000K
CRI	> 70
Lumen	20000-23000 LM
Lumen Efficacy	100-115 LM/W
Input Power	200 W
Viewing Angle	360 degree
Input Voltage	AC100-277V 50/60Hz
PFC	>90%
Equivalent	1000W incandescent / 800W CFL
Waterproof Rating	IP20
MATERIALS	
LED Brand	EPISTAR
LED Type	SMD2835
LED QTY	1386 PCS
Housing	PC+AL
Housing color	White
Cover	/
OTHERS	
Operating Temperature	-20°C TO 45°C
Operating Humidity	20%-70% RH
Storage Temperature	-30°C TO 80°C
Storage Humidity	10%-75% RH
Application	Indoor
Safety Certification	UL, CUL, CE
Warranty Time	3 Years

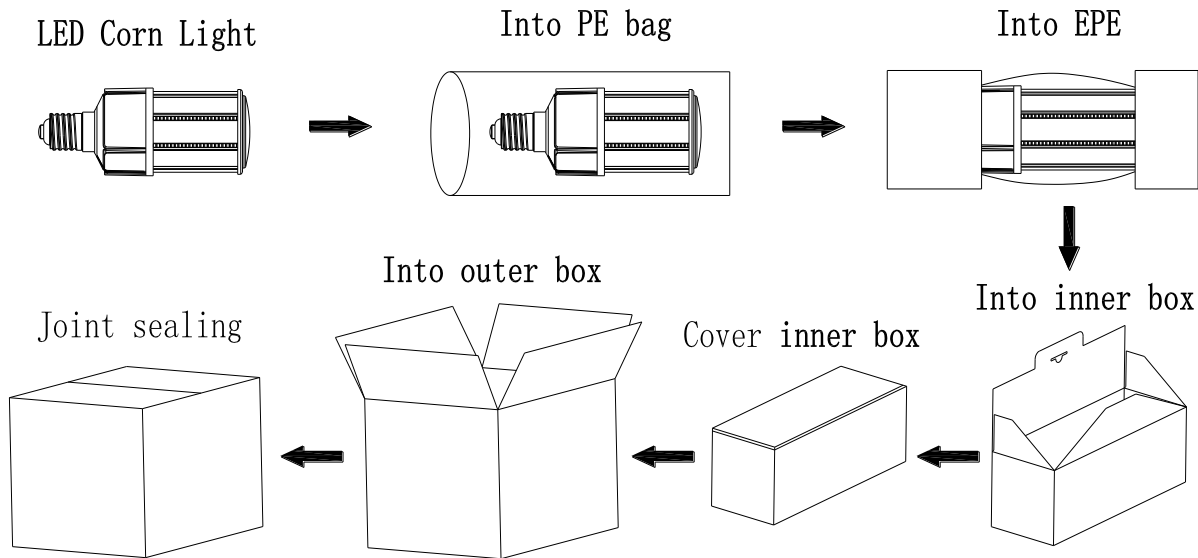
## NEWLITE SOLUTIONS LTD

Tel: 01132 453089  
www.newlitesolutions.co.uk

Fax: 01132 453089  
E-mail:sales@newlitesolutions.co.uk

# TECHNICAL DATA SHEET

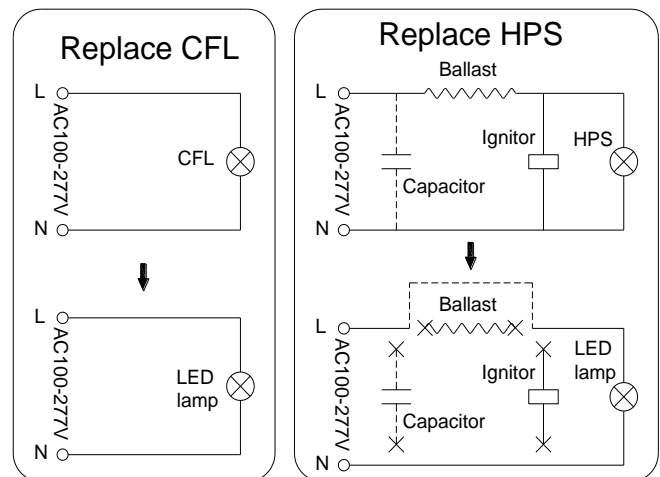
## Package



	Size	Qty/ Carton	Net Weight/ Carton	Gross Weight/ Carton
Inner box	405*135*135mm	1	1.6 kg	1.8 kg
Outer box	710*420*290mm	10	16 kg	18 kg

## Notice For User

- Please turn off power before install or change assembly parts.
- The input voltage and lamps should be matched, after connecting the power line, please make sure the wiring section is insulated.
- Make sure to remove or bypass the ballast in the fixtures before install the lamps.
- Suitable for damp locations. Do not use with dimmers.
- Suitable for use in enclosed luminaires, min. lamp compartment dimensions: 470\*270\*270MM.
- No-professionals, must not install and disassemble the lamps.



## Trouble Shootings

Troubles	Check points
Flickering of the lamps	Turn off the power and turn on again in 3 minutes. If same phenomena occur, then call agencies
Out of working	Please check the connection

## NEWLITE SOLUTIONS LTD

Tel: 01132 453089  
www.newlitesolutions.co.uk

Fax: 01132 453089  
E-mail:sales@newlitesolutions.co.uk